

Environmental Product Declaration

In accordance with ISO 14025:2006 and
EN 15804:2012+A2:2019/AC:2021 for:



***EPD of multiple products, based on a representative product.
ECO NEXT© synthetic turf system made in the
following versions:***

***ECONEXT TTC FLASH, HORIZON, REACT, DYNAMIC SUPER
PRO, HYPER TTC NEW ONE, SAFILIFE***

Manufactured by:

SAFITEK TURF S.R.L.

SAFITEK

Program:

The International EPD® System, www.environdec.com

Programme operator:

EPD International AB

EPD registration number:

EPD-IES-0007436

Publication date:

2025-04-02

Valid until:

2030-04-01

An EPD should provide current information and may be updated if conditions change. The stated validity is therefore subject to the continued registration and publication at www.environdec.com



General information

Programme information

Program:	The International EPD® System
Address:	EPD International AB Box 210 60 Se-100 31 Stockholm Sweden
Website:	www.environdec.com
Email:	info@environdec.com

Accountabilities for PCR, LCA and independent, third-party verification

Product Category Rules (PCR)

CEN standard EN 15804 serves as the Core Product Category Rules (PCR)

Product Category Rules (PCR): CONSTRUCTION PRODUCTS, PCR 2019:14, *VERSION 1.3.4*

PCR review was conducted by: IVL Swedish Environmental Research Institute - Secretariat of the International EPD® System. PCR moderator: Martin Erlandsson, IVL Swedish Environmental Research Institute, martin.erlandsson@ivl.se

Life Cycle Assessment (LCA)

LCA accountability: *Michele De Leonardis, ISO Engineering S.r.l.*
TREVISO | via Aldo Moro, 2 | 31022 Preganziol
www.isoengineering.it - tel. +39 0422 431940

Third-party verification

Independent third-party verification of the declaration and data, according to ISO 14025:2006, via:

☒ EPD verification by accredited certification body

Third-party verification: *TÜV Italia srl*, is an approved certification body accountable for the third-party verification.

The certification body is accredited by: Accredia - 0008VV

Procedure for follow-up of data during EPD validity involves third party verifier:

☐ Yes ☒ No

The EPD owner has the sole ownership, liability, and responsibility for the EPD.

EPDs within the same product category but registered in different EPD programmes, or not compliant with EN 15804, may not be comparable. For two EPDs to be comparable, they must be based on the same PCR (including the same version number) or be based on fully-aligned PCRs or versions of PCRs; cover products with identical functions, technical performances and use (e.g. identical declared/functional units); have equivalent system boundaries and descriptions of data; apply equivalent data quality requirements, methods of data collection, and allocation methods; apply identical cut-off rules and impact assessment methods (including the same version of characterisation factors); have

equivalent content declarations; and be valid at the time of comparison. For further information about comparability, see EN 15804 and ISO 14025.

Company-related information

EPD Owner: SAFITEX TURF

Contact: Marco Costanzo, t. +39 035-731550, e-mail: info@safitex.it

Description of the Organization: The Safitex company made its debut in the textile sector in 1968, inheriting the glorious past of the F.lli Testa di Gabriele wool mill.

Year after year, Safitex experimented and researched new products and markets until, in 2002, it dedicated all its resources to a new product: synthetic turf. This is the milestone that sees Safitex become Safitex Turf.

This is why synthetic turf, the new challenge, becomes the opportunity to be able to summarize all its values: quality, competence, respect for nature and the environment.

We strongly believe in values, they are not measurable, they have a universal meaning. Yesterday the commitment to satisfying basic needs, today the awareness of offering everyone, and in particular the next generations, a better quality of life.

Eco Next© is the embodiment of all these values. A technology that makes a sports surface reliable and safe, easily reusable thanks to its 100% polyethylene composition. Simplicity and genius, to fully respond to the principles of the circular economy.



Certifications related to the product or management systems: Environmental Management System certified in accordance with UNI EN ISO 9001:2015 and UNI EN ISO 14001:2015 IAF Sector: 04 and 28 with the following purpose: Design and manufacture, through the weaving and finishing processes, of synthetic flooring for sports and decorative/recreational use. Construction of substrate and roofing for sports facilities.

Sites considered: Via Opifici, 50 - 24024 - Gandino (BG)

Product information

Product name: The representative product is the ECO NEXT© synthetic turf system in the "sport" range called ECO NEXT© TTC FLASH.

Product identification:

The representative product is the **ECO NEXT© synthetic turf system** in the "sport" version, the best-selling in the range, with the product called ECO NEXT© TTC FLASH. The line also includes the "hybrid" and "landscape" versions, made with the same technology, but adapted to the specific sector of application.

Product description:

Artificial turf represented a new exciting challenge, where Safitex made use of all the skills of the territory to build a real technical supply chain and to realize the ambitious project of becoming the reference in the sector.

Safitex has thus established itself among the best manufacturers of synthetic turf thanks to its constant research into providing new products on the market: innovation and passion make it highly competitive.

The ECO NEXT[®] product is the result of the resources and skills of the prestigious textile industrial center of Val Gandino, thanks to the company's design and production skills, as well as the use of cutting-edge technologies.

The synthetic turf of the ECO NEXT[®] system has multiple characteristics: in addition to having a high recyclability, it is made up of an exclusive draining mat that helps to lower the temperature of the turf, making the use of the field more pleasant in the summer months.

Not only that, this singularity means that the water, even as a result of heavy rains, flows away in a short time without leaving any trace. This means remedying the problem of puddles.

Eco-Next is perfect for sports fields as well as for gardens and terraces.

In addition, the synthetic turf surfaces produced incorporate the quality protocols indicated in the "FIFA QUALITY PROGRAMME" and comply with all the international regulations contained therein. The artificial turf therefore, where required, can be the main part of a FIFA QUALITY / QUALITY PRO certifiable "turf system", i.e. a sports surface that fully responds to the required performance, thanks to the combination of complementary elements such as inlays, shock pads, etc.



The products under study are for the SPORT version:


- REACT;
- FLASH;
- DYNAMIC SUPER PRO;
- HYPER NEW ONE.

For the HYBRID version:

- HORIZON.

For the LANDSCAPE version

- SAFILIFE.



The characteristics of the representative product, compared with the evaluated versions, are shown below:

Table 1 Range of products considered with related technical information

Product	Range grammaturag/m2	Fibre Weight Selected [g]	Backing	MASS TOTAL [g]
HORIZON	860/1100	880	HYBRID 134 g/m2	1014
REACT	800/1090	430	SPORT 613 g/m2	1043
ECONEXT TTC FLASH	1240/2030	1250		1863
DYNAMIC SUPER PRO	960/1650	2240		2853
HYPER TTC NEW ONE	530/880	1330		1943
SAFILIFE LIME LUXURY	920/1780	1380	LANDSCAPE 523 g/m2	1903

The production process is the same for the products considered. The variations concern specific adaptations of the same technology, referring to the field of application that involve a specific type of backing and the quantity per square meter of fibers (synthetic turf).

UN CPC code: 2723, "Carpets and other textile floor coverings, tufted"

Geographical scope: Global

LCA information

Declared unit: 1 m2 of synthetic turf, including packaging

Reference service life: Not applicable

Temporal representativeness: the primary data cover a period of 12 months and the reference year is 2023; the general data and databases have been used in their most recent version possible.

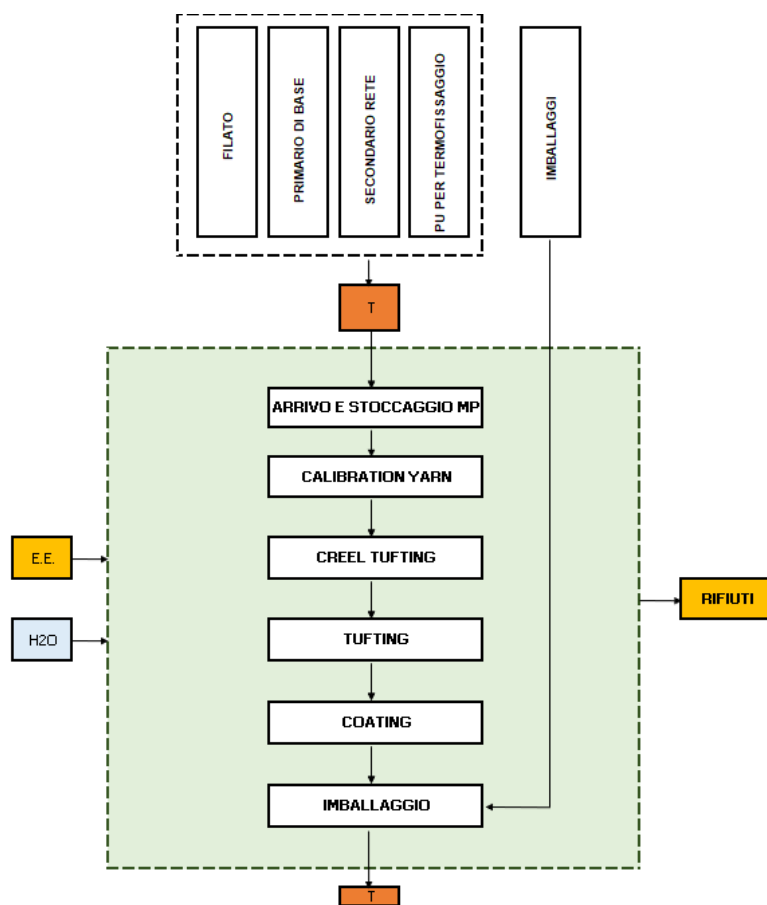
Database(s) and LCA software used: Ecoinvent versione 3.10, SimaPro v. 9.6 Analyst

Descrizione dei confini di sistema: "from cradle to gate with module C1- C4 and module D" (A1–A3 + C1-C4, D)

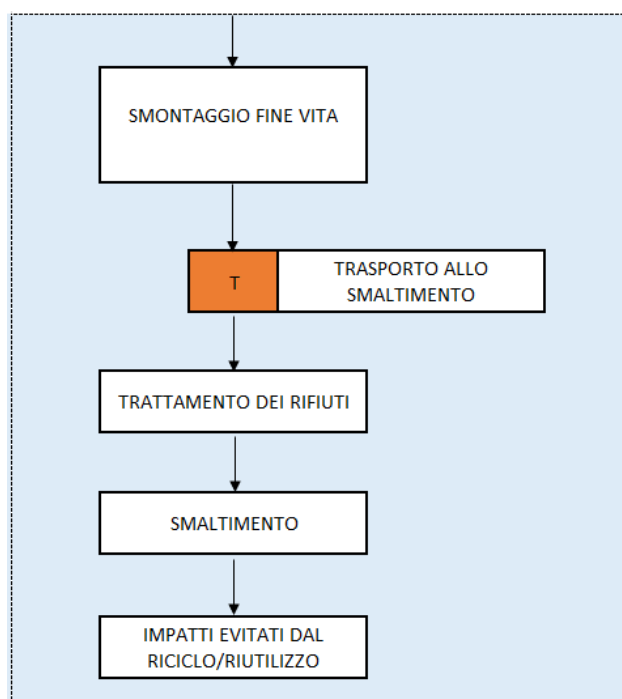
System diagram: The production phases carried out at the Safitex Turf plant are described below:

1. Arrival of raw materials and storage;
2. The polyethylene yarn is "tufted" by means of special looms (Tufting Machines) on triple primary and polypropylene stitchbond;
3. Subsequently, a coating is made on the previously tufted triple primary;
4. Finally, the polymer mesh and the substrate are coupled
5. The last phase involves the packaging of the finished product.

The diagram below represents the life cycle of the products examined, from the procurement of raw materials to the output product (cradle to gate):



In this second figure, the end-of-life phase of the product is considered.



Further information:

Indications with respect to ISO 21930

The EPD study concerns a representative product, the product in the sport version ECO NEXT® TTC FLASH which is the best-selling product in the range and the comparison with the HORIZON, REACT, DYNAMIC SUPER PRO, HYPER TTC NEW ONE, SAFILIFE LIME LUXURY versions made at the Gandino (BG) plant. It is stated that this study does not comply with the ISO 21930 standard, therefore the variations obtained between products exceed 10% in the relevant impact categories; this choice derives from the desire to include the most representative products within a single EPD.

Allocation Criteria

In the present study, it was necessary to proceed with the allocation understood as "co-product allocation" in the following cases:

- Consumption of electricity from the grid;
- Water consumption;
- Auxiliary Materials
- Packaging
- Waste produced in the plant.

Modules C1-C4

Modules C1-C4 include the resources used for the removal of the synthetic turf and transport to the site for disposal.

For the end-of-life product, a 100% landfill scenario was considered as it represents the current state of the art in Italy. The difficulties in separating layers and inlays, together with the high management costs, make the adoption of alternative scenarios complex.

Module D

At present, there are no treatments for reuse or recovery, so the potential benefits beyond the boundaries of the system (D) are nil.

Modules declared, geographical scope, share of specific data (in GWP-GHG results) and data variation (in GWP-GHG results):

	Product stage			Construction process stage		Use stage							End of life stage				Resource recovery stage
	Raw material supply	Transport	Manufacturing	Transport	Construction installation	Use	Maintenance	Repair	Replacement	Refurbishment	Operational energy use	Operational water use	De-construction demolition	Transport	Waste processing	Disposal	Reuse-Recovery-Recycling-potential
Module	A1	A2	A3	A4	A5	B1	B2	B3	B4	B5	B6	B7	C1	C2	C3	C4	D
Modules declared	X	X	X	ND	ND	ND	ND	ND	ND	ND	ND	ND	X	X	X	X	X
Geography	BELIE VE	BELIE VE	IT	-	-	-	-	-	-	-	-	-	IT	IT	IT	IT	IT
Specific data used	50%			-	-	-	-	-	-	-	-	-	-	-	-	-	-
Variation – products	-47% / +51%			-	-	-	-	-	-	-	-	-	-	-	-	-	-
Variation – sites	Not relevant			-	-	-	-	-	-	-	-	-	-	-	-	-	-

Energy mix used in A3 and the impact of electricity in terms of GWP-GHG:

To define the emission factor of electricity withdrawn from the grid, the Ecoinvent Dataset "Electricity, medium voltage {IT}| electricity, medium voltage, residual mix | Cut-off, U"

The emission factor obtained is 0.649 kg CO₂ eq./kWh

Content Declaration

1m2 di ECO NEXT[®] TTC FLASH

Product components	Weight, kg	Post-consumer material, weight-%	Biogenic material, weight-% and kg C/kg
Polymer	0,283	0	0
Polyester	0,130	0	0
Polyethylene	1,450	0	0
Total	1,863	0	0
Packaging materials	Weight, kg	Weight-% (versus the product)	Weight biogenic carbon, kg C/kg
Cardboard	6,87E-02	0,037	2.96E-02
Film PE	6,00E-03	0,003	0
Total	7,47E-02	0,040	2.96E-02

It is declared that the product under study does not contain any hazardous substances among those included in the Candidate List of SVHC for Authorisation.

Results of the environmental performance indicators

The estimated impact results are only relative statements, which do not indicate the endpoints of the impact categories, exceeding threshold values, safety margins and/or risks.

Mandatory impact category indicators according to EN 15804

Indicator	Unit	1 m2 ECO NEXT® TTC FLASH					
		A1 – A3	C1	C2	C3	C4	D
Climate Change – Total	kg CO ₂ eq	6,47E+00	8,79E-02	1,82E-02	0,00E+00	1,74E-01	0,00E+00
Climate Change - fossil	kg CO ₂ eq	6,51E+00	8,79E-02	1,82E-02	0,00E+00	1,74E-01	0,00E+00
Climate Change - biogenic	kg CO ₂ eq	4,15E-01	2,18E-04	9,90E-05	0,00E+00	3,94E-04	0,00E+00
Climate Change - land use and transform.	kg CO ₂ eq	6,63E-03	9,53E-06	7,23E-06	0,00E+00	1,25E-05	0,00E+00
Ozone Depletion	kg CFC11 eq	2,28E-06	1,39E-09	2,55E-10	0,00E+00	5,43E-10	0,00E+00
Acidification	mol H ⁺ eq	2,49E-02	7,71E-04	6,08E-05	0,00E+00	1,58E-04	0,00E+00
Eutrophication Aquatic Freshwater	kg P eq	1,47E-03	3,77E-06	1,43E-06	0,00E+00	2,37E-06	0,00E+00
Eutrophication Aquatic Marine	kg N eq	5,36E-03	3,55E-04	1,97E-05	0,00E+00	3,92E-03	0,00E+00
Eutrophication Terrestrial	mol N eq	5,66E-02	3,88E-03	2,14E-04	0,00E+00	6,32E-04	0,00E+00
Photochemical Ozone Formation	kg NMVO C eq	3,33E-02	1,16E-03	8,45E-05	0,00E+00	2,52E-04	0,00E+00
ADP - minerals and metals	kg Sb eq	5,00E-05	4,03E-08	5,84E-08	0,00E+00	4,65E-08	0,00E+00
ADP - fossil	MJ	1,65E+02	1,14E+00	2,56E-01	0,00E+00	4,69E-01	0,00E+00
Water use*	m ³ depriv.	3,90E+00	3,26E-03	1,15E-03	0,00E+00	-2,97E-01	0,00E+00
Acronyms	GWP-fossil = Global Warming Potential fossil fuels; GWP-biogenic = Global Warming Potential biogenic; GWP-luluc = Global Warming Potential land use and land use change; ODP = Depletion potential of the stratospheric ozone layer; AP = Acidification potential, Accumulated Exceedance; EP-freshwater = Eutrophication potential, fraction of nutrients reaching freshwater end compartment; EP-marine = Eutrophication potential, fraction of nutrients reaching marine end compartment; EP-terrestrial = Eutrophication potential, Accumulated Exceedance; POCP = Formation potential of tropospheric ozone; ADP-minerals&metals = Abiotic depletion potential for non-fossil resources; ADP-fossil = Abiotic depletion for fossil resources potential; WDP = Water (user) deprivation potential, deprivation-weighted water consumption						

** Disclaimer: The results of this environmental impact indicator shall be used with care as the uncertainties of these results are high or as there is limited experience with the indicator.*

Additional mandatory and voluntary impact category indicators

Indicator	Head	1 m2 ECO NEXT© TTC FLASH					
		A1 – A3	C1	C2	C3	C4	D
GWP-GHG ¹	kg CO ₂ eq.	6,56E+00	8,79E-02	1,82E-02	0,00E+00	1,74E-01	0,00E+00
Particulate Matter Emissions	diseases inc.	2,22E-07	2,18E-08	1,44E-09	0,00E+00	3,40E-09	0,00E+00
Ionising radiation, human health	kBq U-235 eq	5,49E-01	7,45E-04	2,10E-04	0,00E+00	5,10E-04	0,00E+00
Ecotoxicity (freshwater)	CTUe	2,83E+01	2,38E-01	6,81E-02	0,00E+00	6,49E+00	0,00E+00
Human toxicity, cancer	CTUh	2,65E-08	5,83E-10	9,44E-11	0,00E+00	1,32E-10	0,00E+00
Human toxicity, non-cancer effects	CTUh	5,59E-08	1,71E-10	1,59E-10	0,00E+00	4,18E-09	0,00E+00
Land use	Pt	3,76E+01	8,59E-02	1,52E-01	0,00E+00	1,08E+00	0,00E+00

Resource use indicators

Indicator	Head	1 m2 ECO NEXT© TTC FLASH					
		A1-A3	C1	C2	C3	C4	D
PEARS	MJ	8,31E+00	1,02E-02	3,36E-03	0,00E+00	7,45E-03	0,00E+00
PERM	MJ	1,12E+00	0,00E+00	0,00E+00	0,00E+00	0,00E+00	0,00E+00
PERT	MJ	9,42E+00	1,02E-02	3,36E-03	0,00E+00	7,45E-03	0,00E+00
PENRE	MJ	1,16E+02	1,22E+00	2,72E-01	0,00E+00	4,99E-01	0,00E+00
PENRM	MJ	6,15E+01	0,00E+00	0,00E+00	0,00E+00	0,00E+00	0,00E+00
PENRT	MJ	1,78E+02	1,22E+00	2,72E-01	0,00E+00	4,99E-01	0,00E+00
SM	Kg	0,00E+00	0,00E+00	0,00E+00	0,00E+00	0,00E+00	0,00E+00
RSF	MJ	0,00E+00	0,00E+00	0,00E+00	0,00E+00	0,00E+00	0,00E+00
NRSF	MJ	0,00E+00	0,00E+00	0,00E+00	0,00E+00	0,00E+00	0,00E+00
FW	m3	7,40E-02	9,57E-05	3,17E-05	0,00E+00	-6,89E-03	0,00E+00
Acronyms	PERE = Use of renewable primary energy excluding renewable primary energy resources used as raw materials; PERM = Use of renewable primary energy resources used as raw materials; PERT = Total use of renewable primary energy resources; PENRE = Use of non-renewable primary energy excluding non-renewable primary energy resources used as raw materials; PENRM = Use of non-renewable primary energy resources used as raw materials; PENRT = Total use of non-renewable primary energy re-sources; SM = Use of secondary material; RSF = Use of renewable secondary fuels; NRSF = Use of non-renewable secondary fuels; FW = Use of net fresh water						

¹ This indicator accounts for all greenhouse gases except biogenic carbon dioxide uptake and emissions and biogenic carbon stored in the product. As such, the indicator is identical to GWP-total except that the CF for biogenic CO₂ is set to zero.

Waste indicators

Indicator	Head	1 m2 ECO NEXT® TTC FLASH					
		A1-A3	C1	C2	C3	C4	D
Hazardous Waste Disposed	Kg	3,45E-03	7,81E-06	1,76E-06	0,00E+00	3,23E-06	0,00E+00
Non-Hazardous Waste Disposed	Kg	7,86E-01	9,14E-04	1,20E-02	0,00E+00	1,87E+00	0,00E+00
Radioactive Waste Disposed	Kg	1,40E-04	1,84E-07	5,14E-08	0,00E+00	1,25E-07	0,00E+00

Output flow indicators

Indicator	Head	1 kg of EBE ZM profile					
		A1-A3	C1	C2	C3	C4	D
Components for Re-Use	Kg	0,00E+00	0,00E+00	0,00E+00	0,00E+00	0,00E+00	0,00E+00
Materials for Recycling	Kg	0,00E+00	0,00E+00	0,00E+00	0,00E+00	0,00E+00	0,00E+00
Materials for Energy Recovery	Kg	0,00E+00	0,00E+00	0,00E+00	0,00E+00	0,00E+00	0,00E+00
Exported Energy	MJ	0,00E+00	0,00E+00	0,00E+00	0,00E+00	0,00E+00	0,00E+00

Additional environmental information

It is stated that this study does not comply with the ISO 21930 standard, therefore since the variations obtained between products are greater than 10% in the relevant impact categories, the coefficients of variation for each product in the family are shown below.

Indicator	Head	FLASH	HORIZON	REACT	DYNAMIC SUPER PRO	HYPER NEW ONE	SAFILIFE
		A-C	A-C	A-C	A-C	A-C	A-C
Climate Change – total	kg CO2 eq.	6,75E+00	-40,6%	-38,7%	46,7%	<10%	<10%
Climate Change - fossil	kg CO2 eq.	6,79E+00	-41,1%	-39,4%	47,6%	<10%	<10%
Climate Change - biogenic	kg CO2 eq.	4.15E-01	-27,9%	-24,8%	29,9%	<10%	<10%
Climate Change - land use and transform.	kg CO2 eq.	6,66E-03	-33,7%	-34,9%	42,1%	<10%	<10%
Ozone Depletion	kg CFC 11 eq.	2.28E-06	<10%	<10%	<10%	<10%	<10%
Acidification	mol H+ eq.	2.59E-02	-39,7%	-38,7%	46,7%	<10%	<10%
Eutrophication Aquatic Freshwater	kg P eq.	1.48E-03	-41,3%	-37,8%	45,6%	<10%	<10%
Eutrophication Aquatic Marine	kg N eq.	9,65E-03	-40,5%	-39,9%	48,2%	<10%	<10%
Eutrophication Terrestrial	On the other hand, Nq.	6.14E-02	-39,6%	-37,0%	44,7%	<10%	<10%
Photochemical Ozone Formation	kg NMVOC eq.	3.48E-02	-41,5%	-39,3%	47,4%	<10%	<10%
ADP - minerals and metals	kg Sb eq.	5.02E-05	-44,9%	-40,9%	49,4%	<10%	<10%
ADP - fossil	MJ	1,67E+02	-44,1%	-41,6%	50,2%	<10%	<10%
Water use	m3	3,60E+00	-45,6%	-42,7%	51,5%	<10%	<10%
Acronyms	GWP-fossil = Global Warming Potential fossil fuels; GWP-biogenic = Global Warming Potential biogenic; GWP-luluc = Global Warming Potential land use and land use change; ODP = Depletion potential of the stratospheric ozone layer; AP = Acidification potential, Accumulated Exceedance; EP-freshwater = Eutrophication potential, fraction of nutrients reaching freshwater end compartment; EP-marine = Eutrophication potential, fraction of nutrients reaching marine end compartment; EP-terrestrial = Eutrophication potential, Accumulated Exceedance; POCP = Formation potential of tropospheric ozone; ADP-minerals&metals = Abiotic depletion potential for non-fossil resources; ADP-fossil = Abiotic depletion for fossil resources potential; WDP = Water (user) deprivation potential, deprivation-weighted water consumption						

References

General Programme Instructions of the International EPD[®] System. Version 5.0.

General Programme Instructions of the International EPD[®] System. Version 4.0.

PCR 2019:14 CONSTRUCTION PRODUCTS. VERSION 1.34. EPD[®] International.

UNI EN ISO 14040: 2021, Environmental management – Life cycle assessment – Principles and framework

of reference.

UNI EN ISO 14044: 2021, Environmental management – Life cycle assessment – Requirements and guidelines

guide.

UNI EN ISO 14025:2010, Environmental labels and declarations - Environmental Type Declarations III - Principles and procedures.

UNI EN 15804:2021, Sustainability of buildings - Environmental product declarations - Development framework rules by product category.

Studio di Life Cycle Assessment

Summary

SAFITE^X TURF decided to carry out a Life Cycle Assessment for several objectives:

- know and quantify the environmental performance of its products;
- communicate the environmental performance of its products;
- verify the improvement of environmental performance over the years.

This document describes the outcome of the LCA study and documents the steps in detail. The results of this study can be used as a description of environmental performances but are not intended to support any type of benchmarking. EPD of construction products may not be comparable if they do not comply with EN 15804, and environmental product declarations within the same product category from different programs may not be comparable.

The LCA study that this document intends to display is a "cradle to gate" as indicated in EN 15804:2021 and necessarily concerns the A1-A3 modules of the production phase; the A4-A5 modules of the construction phase, the B1-B7 of the use stage and the C1-C4, D modules of the end of life stage are excluded.

The declared unit has been identified with 1 m² of the Synthetic turf system with packaging.

The system is divided in these consequential modules:

A1 Raw Material Supply and Energy Supply: impacts related to the extraction and processing of raw materials and the generation of electricity steam from primary energy resources;

A2 Transport: impacts related to the transportation up to the factory gate;

A3 Manufacturing: impacts related to the manufacturing of products and co-products and the manufacturing of packaging;

C1 Deconstruction: impacts related to the deconstruction and demolition of the product;

C2 Transport end of life. impacts related to the transportation of the discarded product up to the recycling site and/or to final disposal;

C3 Waste processing: impacts related to waste processing e.g. collection of waste fractions and waste processing of material flows intended for reuse, recycling and energy recovery;

C4 Disposal: impacts related to waste disposal;

D Benefits and loads: impact and benefits resulting from reusable products, recyclable materials and/or useful energy carriers leaving the product system.

The results are reported below

Indicator	Unit	A1-A3	C1	C2	C3	C4	D
Climate Change - Total	kg CO2 eq	6,47E+00	8,79E-02	1,82E-02	0,00E+00	1,74E-01	0,00E+00
Climate Change - fossil	kg CO2 eq	6,51E+00	8,79E-02	1,82E-02	0,00E+00	1,74E-01	0,00E+00
Climate Change - biogenic	kg CO2 eq	4,15E-01	2,18E-04	9,90E-05	0,00E+00	3,94E-04	0,00E+00
Climate Change - land use and transform.	kg CO2 eq	6,63E-03	9,53E-06	7,23E-06	0,00E+00	1,25E-05	0,00E+00
Ozone Depletion	kg CFC11 eq	2,28E-06	1,39E-09	2,55E-10	0,00E+00	5,43E-10	0,00E+00
Acidification	mol H+ eq	2,49E-02	7,71E-04	6,08E-05	0,00E+00	1,58E-04	0,00E+00
Eutrophication Aquatic Freshwater	kg P eq	1,47E-03	3,77E-06	1,43E-06	0,00E+00	2,37E-06	0,00E+00
Eutrophication Aquatic Marine	kg N eq	5,36E-03	3,55E-04	1,97E-05	0,00E+00	3,92E-03	0,00E+00
Eutrophication Terrestrial	mol N eq	5,66E-02	3,88E-03	2,14E-04	0,00E+00	6,32E-04	0,00E+00
Photochemical Ozone Formation	kg NMVOC eq	3,33E-02	1,16E-03	8,45E-05	0,00E+00	2,52E-04	0,00E+00
ADP - minerals and metals	kg Sb eq	5,00E-05	4,03E-08	5,84E-08	0,00E+00	4,65E-08	0,00E+00
ADP - fossil	MJ	1,65E+02	1,14E+00	2,56E-01	0,00E+00	4,69E-01	0,00E+00
Water use	m3 depriv.	3,90E+00	3,26E-03	1,15E-03	0,00E+00	-2,97E-01	0,00E+00
Particulate Matter Emissions	disease inc.	2,22E-07	2,18E-08	1,44E-09	0,00E+00	3,40E-09	0,00E+00
Ionising radiation, human health	kBq U-235 eq	5,49E-01	7,45E-04	2,10E-04	0,00E+00	5,10E-04	0,00E+00
Ecotoxicity (freshwater)	CTUe	2,83E+01	2,38E-01	6,81E-02	0,00E+00	6,49E+00	0,00E+00
Human toxicity, cancer	CTUh	2,65E-08	5,83E-10	9,44E-11	0,00E+00	1,32E-10	0,00E+00
Human toxicity, non-cancer effects	CTUh	5,59E-08	1,71E-10	1,59E-10	0,00E+00	4,18E-09	0,00E+00
Land use	Pt	3,76E+01	8,59E-02	1,52E-01	0,00E+00	1,08E+00	0,00E+00



***Registered office: Via Ugo Foscolo 33, 24024 Gandino
(BG) Operational headquarters: Via Opifici 50, 24024
Gandino (BG)***

Tel. +39 035 731550

Fax +39 035 734982

Email: info@safitex.it



www.environdec.com